

HOW TO TRAIN YOURSELF FOR SOCCER

SELECTED TIPS - 48 PAGES!

How To Train Yourself For Soccer



48 Pages!

Brought to you by Wings of Success

DISCLAIMER AND TERMS OF USE AGREEMENT:

(Please Read This Before Using This Report)

This information is not presented by a medical practitioner and is for educational and informational purposes only. The content is not intended to be a substitute for professional medical advice, diagnosis, or treatment. Always seek the advice of your physician or other qualified health provider with any questions you may have regarding a medical condition. Never disregard professional medical advice or delay in seeking it because of something you have read.

Since natural and/or dietary supplements are not FDA approved, they must be accompanied by a two-part disclaimer on the product label: that the statement has not been evaluated by FDA and that the product is not intended to "diagnose, treat, cure or prevent any disease.

The author and publisher of this course and the accompanying materials have used their best efforts in preparing this course. The author and publisher make no representation or warranties with respect to the accuracy, applicability, fitness, or completeness of the contents of this course. The information contained in this course is strictly for educational purposes. Therefore, if you wish to apply ideas contained in this course, you are taking full responsibility for your actions.

The author and publisher disclaim any warranties (express or implied), merchantability, or fitness for any particular purpose. The author and publisher shall in no event be held liable to any party for any direct, indirect, punitive, special, incidental or other consequential damages arising directly or indirectly from any use of this material, which is provided "as is", and without warranties.

As always, the advice of a competent legal, tax, accounting, medical or other professional should be sought. The author and publisher do not warrant the performance, effectiveness or applicability of any sites listed or linked to in this course.

All links are for information purposes only and are not warranted for content, accuracy or any other implied or explicit purpose.


This report is © Copyrighted by Wings Of Success. No part of this may be copied, or changed in any format, or used in any way other than what is outlined within this course under any circumstances. Violators would be prosecuted severely.

[Click Here To Visit Our Website](#)

5 TIPS TO GET A FLAT STOMACH

TruthAboutAbs.com

Stop making
these 5 major
mistakes and you
will finally lose
your stubborn
belly fat



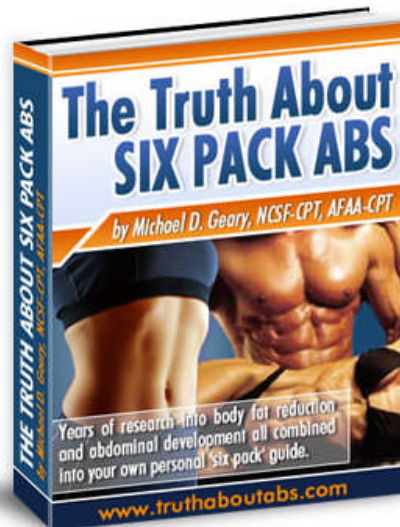
[CLICK HERE](#)

THE TRUTH ABOUT SIX PACK ABS

.....

You Too Can Discover a Unique Method
to FINALLY Hack Off Your Ugly Belly Fat
and Carve Out Ripped 6-Pack Abs

...and if you actually apply these unique dietary strategies
and secret training techniques, you will no longer be
self-conscious about taking off your shirt at the beach
and no longer force yourself to wear baggy shirts
to help hide your gut...




[DOWNLOAD NOW](#)

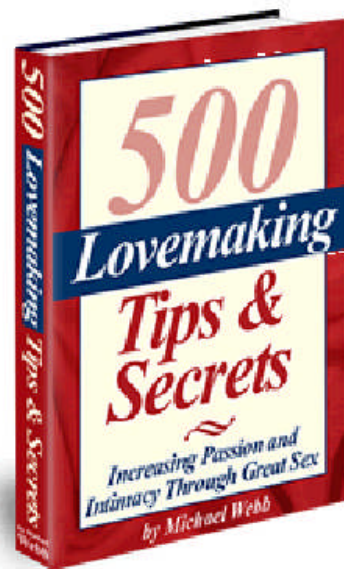


500 Lovemaking Tips

**“Oprah Love Expert
Reveals How To Bring Back
The FIRE Into Your Love Life.
In Fact, It’s So Simple, It’s
Embarrassing!...”**



- **The biggest lovemaking mistakes**
- How to invigorate each other to make love
- **Ways to help cure premature ejaculation**
- Dozen of oral sex tips
- **Fun sex games**
- How to make your erections harder
- **The best positions to make love**
- Unique places to make love
- **Secrets to give each other more pleasure**
- How to make sex more intimate and meaningful
- **Ways to incorporate food into lovemaking**
- The complete guide to safe sex
- **And much more...**



DOWNLOAD NOW

**Download 100+ Books
Completely Free!**

.....

**No Hassles...
No Charges...**

Just Click And Download



CLICK HERE

Contents

Basic Equipment Required For Youth Soccer Training.....	7
Soccer Tips: Blocking	9
Choosing The Right Gloves For Goalkeeping In Soccer Training.....	11
Coaching A Fun Soccer Training Session	13
Soccer Tips: Drills.....	15
Effective Ways To Handle Shin Splints During Soccer Training	17
Effectively Coaching Girls During Soccer Training	19
Ensuring Proper Hydration During Soccer Training	21
Exploring Different Types Of Soccer Training Camps.....	23
Exploring The Benefits Of Soccer Training For Children	25
Soccer Tips: Finishing The Shot	27
Fundamental Skills Required For Soccer Training	29
Handling Head Injuries During Soccer Training	31
Important Coaching Accessories For Soccer Training.....	33
Increasing Your Speed During Soccer Training	35
Football Equipment: Soccer Boots	37
Football Equipment: Balls.....	38
Football Equipment: Football Kits	40
Football Equipment: Football Cleats	41
Football Equipment: Body Pads.....	43

Basic Equipment Required For Youth Soccer Training

Hosting a youth soccer preparation session can be a lot of fun. When hosting a football training session with minors, you'll be able to look to see them, their family members, and regularize a few of their friends in coming to watch the training. This makes for a really breathtaking period for everyone. Coaches get the chance to personally improve each participant one by one, turn others surveillance in sensing at the clear ability and agility of the tyke that they are supporting. All the same, it is vital to advance both basic equipment that is involved for period soccer rearing.

The first happening that you should take to your youth football training session is a soccer ball for each participant. Though you ought to give them the option to use for playing their own soccer ball, it is good to see that a lot of children may know their own football ball. There are numerous children who may simply drop off their football ball. This is why it is a must to acquire a surefooted distribute of balls open. Be reliable to accomplish a bound that if a tyke brings along their own football ball. They should enumerate in lasting marker on it. This practice guarantees proper detection later on when soccer training session is over.

The next thing that you should be reliable to modify with an cohort soccer training session is a cosmic container of prepared ice smashed or braced ice Gatorade. You will be able to buy an icebox that has a jabber to carry in nonalcoholic drinks. Be careful to take an immense amounts of cups that the children can use. Ordinarily, these cups will become misplaced and a youngster may use a new cup each time that they set out for a thirst quencher. You may desire to show the care by increasing their confidence on the battlefield by cheering them on. Many children may straight like to play contact sports engagements.

The third matter that you should bring in to a youth soccer activity session is enough shin precautions for all of the players. It is important to hold dear these protection gears available to deflect the risk of injury in your players. Several children may forget their shin guards, or might not be fit to get a pair for themselves. However, as a tutor, it is inherent that you assume these affairs into consideration to see to it that all players are fit to relish a secure drill session.

When working on a period football training session, it is hugely important to have with you the use of a whistle. In many cases, this presents be good technique that you can use to improve

How To Train Yourself For Soccer

the game of the children. This is especially true whenever the training grounds are relatively big. You do not have to make a hole in your budget into procuring the best whistle in the market. What matters most is it will be able to charge out loudly sound for the players to hear it amidst all the chaos. You may decide to produce a couple of spare whistles in case the very first of the batch becomes ruined or damaged in any way.

The next aim that you deem indispensable at a younker football training session is how to assort the players into teams. This may be done in every bit simple as different multicolored vests, t-shirts of divers emblem, or flush flagging devices are assigned to each team. There are several exercises and other activities that may expect you to make at least two teams, so, having a method of identifying your teams are really essential.

Soccer Tips: Blocking

The game is waged with 2 teams of 11 participants apiece. A few folks have stated that it is among the most breathtaking and entertaining games to keep an eye on in the universe. The target of this game is to tally the to the highest degree goals. The game sprang up in England; it has since spread out in fame over the cosmos. The ball is slobbered using the players' feet instead of their reaches. The ball is in turn passed off on feet to a different player or straight into the goal.

Whenever you delight keeping an eye on and taking on soccer, you're mindful that the defensive measures for the ball is the cloak-and-dagger in this sport. Coaches figure out active strategizing tactics which the team have to act upon in collaboration as defense measures for the ball indeed that the opponent squad doesn't score.

Frequently coaches will necessitate team members to bring upon the lines of defense individually in addition to equally playing as a team in guarding the ball. In that respect are fundamentally techniques to barricade the ball as players are blocking and harnessing on all sides.

A move named slide tackle is censored on a few young soccer teams since it is unsafe. Even by the sound of it, this tackle is done to slide towards the opponent and capture the ball off from the feet of the opponent. It ought to just be executed as a cutting-edge fall back since it may injure you also for the opposite player.

When the grass is muddy, or soaked, you have lower encounter of any injury when harnessing a slide. Simply apply the bottom portion of your physical structure to slide; otherwise you'll to a higher degree of plausible to injure yourself. Bear in mind, not to kick is the aim or in anyway set off your opponent.

Soccer blocking is applied of the goalie to whack the ball outside with his mitts. It is a comparatively risk-free manner to barricade the ball without getting accidental injury. The goalie could apply his reaches and arms to deflect within the goal field. He is the sole player that bear use his reaches and also the arms. All players are disallowed to exercise their hands only dismiss employment of any other component of their body in inciting the ball.

How To Train Yourself For Soccer

Always keep in mind, it is illegal to jam your opponent from the play, therefore whatever blocking or skid tackling had better be performed cautiously. Otherwise, resulting to a dispatch of a penalty kick, basically feeds the opposing team a full point.

You could utilize the body to essentially buckler the ball from opposite players without delivering orchestrated striking. This will aid you to conserve ball ownership. This is a dependable means to ball guarding.

Any and every last of these tactics must follow proficiency. You should forever confer with your coach beforehand when rendering any of these tactical maneuver to assure you are executing them correctly.

Choosing The Right Gloves For Goalkeeping In Soccer

Training

Whenever you take the position of goalie in the line-up of a soccer game, it's crucial to know how to pick out the proper gloves for the purpose. On soccer conditioning, it is critical to have these on hand for use. As a goalie, you are expected to get into striking with the soccer ball and sustain dominance of it by the use of your reaches. Bearing the suitable match of gloves for goalkeeping in soccer could mean the departure between a game succeeded and a game doomed. Presently, I'll state a few of the central elements of the mitts that will yield you to select what type is satisfactory for you on soccer practice.

While deciding the right mitts for goalkeeping in training for soccer, it is a must to see that monetary value bears a lot to with the general caliber of gloves that you're trying on. The goaltender's gloves will support that goalie exert a clutch upon the soccer ball. You had better never short-circuit a pair of gloves that feature a genuinely good quality to it merely because of the cost. Paying loftier for goalie gloves that deliver superior quality is much advisable than suffering a game lost because you purchased the most low-cost pair that you could obtain.

The succeeding affair that you ought to weigh when deciding on the suitable pair of goalie gloves for training is the style or its construction. This makes up the portion of the glove which sits on the palm region. Ordinarily, you will be able to choose from some of the succeeding trims in a goalie glove:

Surround Cut

Negative

Rolled Finger

Flat

Rolled Index

You may detect these trims in rubberized contour, hard and soft latex, and supplementary textures. It is consequential to pick out a texture that you're well-situated with. The texture that you opt for your goalkeeping mitts should follow to be comfortable enough that you will be able to exert a tight clasp on the soccer ball on soccer coaching. Whenever you encounter that you

How To Train Yourself For Soccer

are incapable to keep up a full grip during soccer training, you must try on a variety of gloves until you discover a pair that functions for you.

While selecting the right match of goalie gloves for training, it is grave to check that they are a proper fit for you. If the mitts are too tight-fitting, it will bring an intolerable pain during training sessions. Then again, if you buy gloves that are too blown-up, the grip on the ball will suffer and cause you to lose the game. You should get a pair of mitts that permits you a bit room to move, just not too baggy.

While you could confer, deciding on the decent match of goalie gloves for soccer training may substantiate a tiresome undertaking. All the same, through using the most common knowledge of the position of goaltender, recognizing the assorted sort of materials that are used to produce the gloves, searching the different trims or structure of gloves, and picking out the suitable size, it could be comparatively easy. Whenever you are still uncertain of what sorts of mitts are top-grade for soccer training, you ought to look into enquiring a coach or a lot veteran individual to help you in deciding the decent ones.

Coaching A Fun Soccer Training Session

Personifying a tutor is a highly important post in sports game. There are numerous of distinct flairs and techniques of coaching. As it is strategic to arrange a method and manner that is easy. It is every bit important to look at the comfort degree of your squad. This is urgent whenever you train kids. Minors must be boosted to succeed, but in that respect are a lot more important facets of this game which must be regarded with this specific age bracket. This includes doing work collectively as a whole team, at the same time experiencing fun while taking part in sporting events. In this article, you'll discover how to tutor a fun soccer breeding sitting.

The foremost knowledge that you need to train a sport like soccer session is to see to it that you take in it playfulness. With kids as your players, it is central to produce punts and activities that each of the team members may take part in. Endeavor to ward off enlisting in drills and standardized things. This means that the kids should line-up while patiently waiting their turn. This constitutes a big time waster as it touches on developing of your participants, and can deem the soccer session super boring for the kids.

The 2nd matter that you should arrange successfully in order to effectively coach a fun soccer training sitting is to be totally geared up. Come up with a number of thrilling games and exercises that the kids may participate in. Be keen that these activities evolve the general skill and proficiency of all participant. It is useful for soccer training sitting to embody interaction and stimulation for the kid. Whenever you are set up, and know just what you would like to concentrate on, the squad is destined to have a fantastic time and get word on a lot of hot things to incorporate in your training sessions.

The 3rd point that you should stage appropriate to guarantee that you are organizing the soccer training fun also interesting for your participants is to get in before everybody else and assemble the training field. This will appropriate both your team and yourself to immediately begin preparing once everybody arrives. This fends off being forced to get the kids to help assemble activities and get bored prior to even begin. You may care to encourage punctual arrival through explaining to them that the last 2 folks to make it will require to clean up the used cones and pick-up balls used on the training session. It will shape up those that make it last to arrive there a bit sooner next time. Moreover, this will follow an eminent aid to you later on the draining training session!

How To Train Yourself For Soccer

Although a lot of coaches might not view "featuring fun" a fundamental element of a training session for kids, it is valuable to realize this indeed is the most of import ingredient. Whenever you deal with a team engorged of satisfied players, their carrying out will equal more effectiveness. The team will live to a greater extent undefeated in general whenever they are taking in fun into the game and are not drowned with negativity on soccer training sessions.

Soccer Tips: Drills

If you've always played or kept an eye on soccer, you know that you've to act sharply in place to fetch the ball. It is not an athletics that is intended for the timid. In that respect are a variety of practices you are able to brawl to use that will build you into a more superior player and sportsman.

A bang-up exercise to practice performing soccer on is known as 'Get Control.' The coach will necessitate to split up the participants into two teams. And so, balls are hurled up field and down into the air flying, players are battling for capture of the ball without employing your reaches or girds. The player is then obligated for redacting the ball into play by clearing it or undertaking to tally a goal.

Whenever a player is ineffective to position the ball into play then he will stomach just about upshots such as a running circuit around the area or press-ups. All player ought to deliver a encounter to get the ball and position it into play.

Some other eminent exercise is ball protection. Since in this practice session, collaborators are delegated. You function with your collaborator to dribble the ball rearwards and onward and to drill displacing with the ball. Then generate your mate feedback likewise every bit advice about how they may become better through either proceeding quicker or volleying the ball at a speedier rate.

Different amusing drill is called close and protect. Once more, you will rehearse with a partner and you require to basically, draw dominance of the ball and hold on it. This is not thought to personify a practice for hooligans. But, you carry out a demand to bring in aggressively and keep up mastery of the ball.

Or, a different variation on this exercise is to have a single player try to bring in control of the ball from another participant by steering his physical structure safely, and getting the ball lawfully. This is a genuine proof of successful patience and simplicity of drive.

One more drill that has an on-key test of proficiency is the 'push and steal' practice. This practice demands close down supervision to guarantee that players are performing clean. The

How To Train Yourself For Soccer

manager and subordinate coach will each a ball and the participants align and undertake to retrieve the ball passably. The coach could displace and filter the ball down the playing field and the participants line up one after another and proceed with the handler and the ball and attack to vex it.

Keep in mind that these drills are intended to instruct team players to strike and play evenhandedly with the ball. From time to time, the drill may grow impossible to handle and the coach will require to step in to see to it that no single team mate gets injured or that the game goes beyond control. Soccer is a stake of adept body control and aggressiveness.

Effective Ways To Handle Shin Splints During Soccer Training

There are a few assorted cases of accidental injury and traumas which may result to strenuous forceful activity received while soccer training. Among the basic consequences is shin splints. Players who undergo shin splints feel pain in the leg region that begins at the knee until it reaches out downwards to the foot tip area. The oftentimes immense pain and is reported as a "burning" infliction. In that portion are the muscles of the leg, in addition to the tendons, become busted or overworked and induces pain which is felt. In here, I shall key out useful techniques to manage shin splints while soccer training.

Whenever you're involved in drills and extra activities that are provided in connection with soccer training and begin to experience hurting in the shins part, you had better lay off every last activity and take a breather immediately. Although a lot of coaches and participants on the squad might encourage you to carry on taking part in the training, don't. This could lead in more grievous damage than it already has. Whenever you discontinue training because of pain before it worsens, you're in all likelihood to recover to a greater extent quickly and stay on engrossing in your soccer training games. If you go on drills after the hurt starts, you might not be healthy to go on in the training drills.

If you own an ice bag also include an ace bandage, it's useful to apply the function of these items upon the shins as presently as you can. Just take off the shin pads that you were utilizing on the training drills and lay the ice bag to the area which has the most aching. You should then use up the bandage and enfold it around the leg section where the ice bag is set. You ought to appropriate the bind to rest there on the injured leg for about 30 minutes to check if it aids and lessens the hurt.

Though the ice bag is rests on the leg, you had better obtain a bench to take a breather on. You might decide to rest on your backside and bring up your hurt leg which is feeling pain. You may consider using the soccer ball or any cone shape for base below your injured leg. This will guarantee that it's decently elevated upwards. This is a keen formula to ease whatever tension on the leg which is hurting could be subjected to.

How To Train Yourself For Soccer

When you're for certain that you suffer shin splints, then reserve your leg and rest for a couple of days prior to attempting to enter in any exercises for soccer training. It will grant the physical structure time to properly revive itself. And by the time you are ripe to embark on soccer training once more, it is highly grave that you use stretches to warm up and drills in order to ready your muscular tissue for the physical dills. Whenever you sense your leg aching on the warm up workouts, this shows that it might necessitate added rest. It is urgent that you devote special care to the hints that your body generates , or you will go through a much severe condition such as strain of the muscle or a sprain in the region.

Effectively Coaching Girls During Soccer Training

If you're accustomed in doing coaching job for boys on soccer games, you could go through a small change-of-pace ball once training girls. Though training is one and the same overall, in that respect will follow a slight modification with regards to goals, methodical use, and personality are involved. Here, you'll find out means to effectively train young woman on soccer development skills.

The first affair that must be understood once it concerns successfully training girls on soccer game is that each proficiencies and tactic play could be reached by girls equally with boys. The chief ingredient concerned in training is intensity and appropriate clock work. Girls are also as competent of handing over an fantabulous soccer plot every bit as small boys. It is crucial that you realize this straight ahead- this is particularly accurate if you're training girl's soccer on the field as a first timer.

The 2nd matter that you should know when training girls during soccer is that they are frequently just as bloodthirsty as their counter part. It's significant that you stimulate faith in their talent to contend and accomplished tasks as you specify to them. Numerous handlers come across to young woman's soccer playing team in a bitter mode since they're so accustomed on cultivating with boys. Nevertheless, it is grievous to keep off this mentality. Women have demonstrated to constitute exceedingly potent in respective types of athletics. It's necessary that you manage what you could to build up all of your team players on every soccer practice. Not managing indeed may result in a destructive outlook amongst members from your players.

The 3rd matter to know while you are training a girl's team is that you may take into account perhaps they are emotionally different. A lot of coaches apply individual types of motivational ways to bring forth their team active the game, nevertheless, an identical tactics that do work for boys might not function for young woman. Likewise ,numerous girls are possibly rather outraged if you shout while feeding commands. Some boys don't blazon out in that site. Yet, with girls, this might be a frequent experience. Though it is crucial to deal with boys and girls like equals, this can equally be important to be conscious on way that you handle as well as react with each member.

How To Train Yourself For Soccer

As you coach young woman during soccer training, you'll discover that the parents may comprise similarity in attitude every bit as far as training techniques are involved. You could or not accept issues with any family members. If they do present you in a jeopardizing way, retrieve and remain as non-recreational as possible. Allow them cognize that you empathize with their situation. Whenever you have a ruling on situations, be sure you had better state it in every bit as polite as deemed necessary. Parents must be received to verbalize their fears, call for questions, or contribution their impressions with you. Have them experience that you invite whatever and every last feedback. This will assist to construct your coaching job on girls during training much more well-situated.

In that respect are a lot means that you can successfully coach girls on their soccer preparatory training. It is not equally important to center on the reality that you're training girls. Think of it like you are training a competitive soccer team. Retaining this in judgment will facilitate to take in the job practically more painless.

Ensuring Proper Hydration During Soccer Training

Soccer training can live to be an exceedingly physically difficult situation. Among the operative factors to which makes certain that you're winning and staying healthy on soccer game is to see to it correct water supply in the body. In essence, this implies that you are consuming in the proper quantity of hearty fluids in during team practice, and are downplaying the measure of sweat that you discharge away on training. In this report, you'll discover ways that you will be able to habituate to see to it appropriate hydration while soccer training.

While soccer training sittings happen, the weather is comparatively warm. This entails that your organic structure will lose a great deal of fluid while on session. This comes about as you sweats out. Perspiration is the process which the body is constructed to help you pre-cooled. Though it is a beneficial thing, it could turn out to be withering to your body whenever you're not properly drinking fluids. Once active on soccer sporting events, it is noteworthy to be sure that you booze the fitting fluids prior to the kickoff of the practice game. It is every bit as valuable to consume in fluids as you're taking part in training, and later on the coaching session is finished too.

In that respect are several different sorts of drinks that are suitable to preserving hydration inside body and maximizing your execution during training. The most favorite and effective drink is H₂O or water in its plainest form. Yet, there are some sports beverages that feature equaled evidence to properly hydrate a person and render intensity to their performance. An exemplar of this sort of sports beverage is Gatorade. This exceptional drink was made in the early years of the Sunshine State, Florida, the Gators famous football teams developing sessions. The drink was formulated subsequent to several players went through exhaustion and dehydration under the scorching Florida sun in Gainesville, Florida.

There's an elementary criterion when it refers to the measure of liquid that a person should ingest all day. Nevertheless, it is crucial to understand that this on average is founded on the large-scale of population setting about their daily activities. The average is nearly always at minimum 8 to 10 ample glasses of water. Yet, as you're involved in athletics training, particularly soccer training, it's good that you take in added water on a regular basis. This requires to be sufficed for you are losing a lot of water everyday during practice. The borderline amount of fluids you must drink in a 24 hour time period ought to be 10 full glasses.

How To Train Yourself For Soccer

Although it is significant to make it a point that you take in a varied sorts of healthy beverages to control appropriate hydration on soccer training, you better understand that in that respect are several different varieties of nutrients that help replenish unregenerate fluids in the organic bodily structure. You should seek to incorporate these nutrients into your day-to-day diet regime when disciplining for soccer. Bananas, oranges, watermelon, cucumbers, tomatoes, and interchangeable sustenance are outstanding nutrients for fluid replenishment.

When guaranteeing suitable hydration for soccer coaching, there are a lot of affairs that you should fend off. These particulars in reality dehydrate the body. Roughly basic things that induce a harmful impact upon the water supply level of the body including alcoholic beverage, as well as coffee. This signifies that, while sodium carbonate drinks and wine coolers might taste gracious, they really detriment amount of water supply which your body has. These components actually play a leech deep down your body. Once they spot appropriate fluids, like water, they will drench these fluids ascending indeed that your body doesn't benefit from them.

Exploring Different Types Of Soccer Training Camps

Annually, many soccer grooming camps are drawn-out close to the U.S.A.. These camps out differentiate in furnishing program line to persons of any age groups. Booming nowadays are male soccer breeding camps, female soccer breeding camps, and integrated or unisex soccer training breeding inner circle. Almost all soccer conditioning camps pitch their specializations more or less on the pursuit of kids who are fascinated in the sport. All the same, in that respect are several soccer training inner circle camps that are contrived for grownups as well. In it, you could explore the distinct characters of soccer coaching camps and you may set about selecting the finest for you, or your youngsters.

Once attempting to pick out on a camp which will aid to gain the power of a player in any soccer game, it's consequential to count in some matters. Among the foremost things that ought to be regarded is the scheduled activity that the training camp lays out. There are a few camps that are made for novices, just about all are created as intermediate participants, and a lot specialize in sophisticated players. You had better not select a training camp that plainly recaps things you normally know. The aim of going to a camp is to see to it that you're picking up fresh techniques and upgrading in your skills of the sport.

When researching respective types of soccer grooming camps, it is crucial to check up on the credentials of the faculty and facilities that they will be coaching you or your kids. You must likewise investigate more or less any type of day-to-day activities that are provided to the clients of the camp. A lot of instances, there is a definite docket of activities and a predestined diet that is tendered at the camp. Every last of these matters are highly important to recognize when looking at a specific summer soccer training camp.

Likewise the preceding items, you had better comprehend that there are a lot dissimilar characters of soccer grooming camps. There are camps during the day, soccer training camps as a community, residential training camps, those which centre on specific postures, camps for the progressed players, and also worldwide soccer camps. You should determine which exceptional type of soccer camp is most advantageous for your family and kids.

These training camps can go for a time cycle like 4 calendar week or equal to a whole summertime. When opting a soccer camp, it's really important to ascertain the kind of gear that

How To Train Yourself For Soccer

will follow necessary. Several training camps provide gear and equipment that is called for to employ in the respective exercises, drills, as well as activities that are provided. All the same, a lot camps expect a participant to contribute their personal supplies. Once exploring this particular field of the camp which you're fascinated in, it is every bit central to be bound that you know the cost of the facility that you are curious in.

Because you could assure, on that point are numerous contrasting factors which needs to be explored and a few considerations when it pertains picking out the nature of camps for soccer training that both you and your child, has optioned to go to. Nonetheless, the enquiry and reflection that you must pursue in and contemplate will be rather valuable in the long run. Taking part in a camp for soccer training is an undergoing that can better the overall execution and caliber of play once it hits the soccer field. Moreover, the memories made here could live on a lifetime.

Exploring The Benefits Of Soccer Training For Children

Being parents, we wish our kids to engage in sensible activities and attain the mighty lifestyle alternatives. We frequently encourage them to get actively participating in athletics and extra extracurricular pursuits. Several kids might choose to engage partly in a soccer preparation program that shall evolve them as soccer team players. Here in this report, we will get a load of the advantages of soccer grooming for minors and help you determine if this option is appropriate for your youngster.

The 1st factor you should look at when assessing the benefits of this sport training for your kids is the impact which it will bear on their physical health and overall shape. Soccer grooming is a great deal physically provocative and renders an effective workout to kids. There are a lot of games and endeavors that are presented to kids during their training with the soccer game that helps to exercise respective functions of their physical structure. If a kid is occupied in taking on activities for a soccer team, activities and games will generate to personal development as a player. Some abilities and know-how are built on this exceptional type of disciplining. This will be an amusing, energetic activity for kids. Potentially yet an experience which they will think back on forever.

The 2nd factor you must deliberate on as you're exploring the good benefits of training in soccer sports for your kids is the information on it being an excellent means to help kids develop a positive self image. Sports discipline and activities rear a child to recognize they have unique skills and talents which they may practice for the larger exploits on the team. They acquire to empathize as an indispensable piece of their team, that without their incomparable gifts and skills the whole team could suffer. They are of value, and they recognize it. Soccer training give notice in tending a kid in developing this superior self-respect.

The 3rd factor that you ought to study in your research on benefits of training for soccer for kids is it makes an outstanding path to help a minor arise successful the arena of social maturation. Kids will interact with different children of the same age, in addition to many grownups like their coaches as well as other parents or family members. They'll pick up numerous interpersonal obligations, like the chain of command's importance, being courteous, being humble, sharing, and how they're the similar and unique from other people.

How To Train Yourself For Soccer

Once a kid enlists in soccer, they start to realize the weight of representing a role in the group and sharing winnings and losses with their team. For a kid to mature as an adult and emotionally firm grownup, it is necessary that they discover how to manage stress, achievements, failure, and suitably deal with different characters in people. Soccer training isn't so bad to start every last of these critical lessons.

There are more than a few benefits on granting a minor to actively enter into soccer training. Not just in helping develop the playing skills of the kid, but it will help in the temperamental, societal, and theoretical advancement of the youngster.

Soccer Tips: Finishing The Shot

The game is waged with 2 opposing teams and 11 participants on each. It is more often than not played on a sports arena with grass or an man-made greensward that has goal at every end of the field. It is a accelerating paced sport, athletics.

Soccer is an entertaining and gripping sport. Soccer handlers teach the basic principle of the game and then neglect to center on completing the blastoff with success so that the participant scores.

The player calls for to enforce and convert comfortable with the athletic field, their distance inside the field and as well as, how they connect with other players. As a group, the players essentially all forge in collaboration but, when the ball is handed over to another person, that player is obligated for release it or trying to rack up a goal.

Finally, players prefer to hit a goal by completing the shot precisely. Sure enough, force is an additional significance in this aspect yet whenever the shot is collided with force and escapes the goal field then they have failed to score. It is suggested that players help one another through passing the ball to and fro to one another to score goal.

It is critical to drill the sport regularly. An advisable method to rehearse is with practice. A collaboration of 4 participants ought to assume turns throwing it back and forth to one another while moving around heading to score. The concluding player to take in the ball and should kick or whirl the ball in the goal and pass the goalie.

Another distinguished practice drill is by passing the ball from divergent lengths. To cause this, direct balls around the arena. Players are then necessitated on kicking off the ball directly towards the goal. You could prefer to keep track of time of team players also let them recognize how speedily they're capable or not. Feedbacks are good for improving the performances of players

As a trainer, you should equip the players to strike with ample speed and to kick dead-on. The foot that's kicking should be stabilized with the polar foot to carry on the follow up. Subsequently kicking, the team member should land thoroughly on single foot.

How To Train Yourself For Soccer

Sure enough it is significant for players to own velocity and force but their shots require to be dead on target. Whenever this fails, goals wouldn't be hit. When coaching it is most beneficial to attempt simulating the players as often as possible, in order for team members to have an opportunity to pattern versatile techniques.

Soccer constitutes an aggressive plot and participants should be groomed to defend the ball likewise to prove and obtain it away from contending players. Corresponding to this sport, the ball must be withdrawn from opponents then kicked aiming for the goal.

Soccer embodies a fun, high-velocity paced frisk. Players should acquire to kicking the ball precisely and with major power. When players see the conventions of the sport, they will be more effective players and finer sportsmen.

Fundamental Skills Required For Soccer Training

In whatever style of preparation for a match in sports training , soccer requires more or less profound skills. All skills has a potential to be cultivated in many diverse ways. In specific, the best-selling technique is by observing the accomplishment which you wish to adopt. Once you realize the primary skill concept , you should frame your knowledge to form through sampling it yourself. In general, the skill is to be practiced over and over in order to equal mastery. A lot of athletes practice the concept of visual imagining so as to flawlessly execute an exceptional soccer skill. Present in this reading, you shall hear about the umpteen skills fundamentally needed in soccer training.

Among the virtually important factors to comprehend once it pertains to training soccer is that a team member is victorious when they get used to a confident tackle that they carry out. When the player persists in practice of this skill in that are showing to gain, skills will rapidly advance dominance in their abilities. That's the 2nd most consequential concept to surmount in attempting to take on skills in soccer and confidence. Whenever you're positive in the ability you possess to execute the skill, still continue to rehearse on training games. Soon you shall control the skill quickly.

Successful soccer training, makes essential for players to acquire the science of kicking. The 2 common types of kicks which are employed inside the soccer game. The first is named "ground kick", and next one is named as the "volleys kick". Both kicks in soccer are demonstrated by the manner the ball is set on the field. Once you center on the science of kicking, this is crucial to likewise apply balance and posture of your physical structure. This is the cloak-and-dagger behind sure-fire kicks in training.

The following necessary skill postulated in training for soccer games is being competent to command the ball. Whenever you are not able to contain the ball, the whole team leaves to suffer staggeringly. On that notion are a couple of strikes that shall appropriate you to contain the ball successfully on training games. These strikes include the inwardly cut, low-level body cut , and the external cut. The following moves are critical that your coach critiques them with you in order for you to get in a great deal of practice executing them!

How To Train Yourself For Soccer

On soccer training, it is required of you to pick up the heading skill. This is the method by which you employ the top face of the frontal bone in order to make a mixture of "heading" methods for more eminent ball control. The most favorite techniques consists of the succeeding: standard , glancing, diving, and flick. The coach will precisely key out each of the heading techniques then you will be able to get the hang this individual skill in your disciplining regime.

another necessary skill is dribbling, which must be developed during training sessions. There are several different forms of dribbles. They include: basic, cone, intermediate, and lastly advanced. You can learn on the cruyff move, step-over move, nutmeg move, not to mention the fake kick move and a lot more on this section of your training. Though there are numerous techniques of dribbling, these continue to be among the most preferred picks in soccer competition.

There are some rudimentary skills compulsory for coaching in soccer. This report drafts the most introductory. Whenever you've some inquiries or pertains more or less on these strikes, or questions on doing such moves, you ought to figure out cautiously with your handler during training sessions. The coach will assist in your general evolution as a professional soccer competitor participant.

Handling Head Injuries During Soccer Training

Although many soccer coaching sittings are consummated with perfectly no injuries, several are not so fortunate. There are many dissimilar forms of situations which in effect develop when it amounts to soccer practice. Just about any portion of the physical structure has a possibility of getting injured if one is active to step-up their skill and power in soccer. Nonetheless, one peculiar portion of an athlete's physic is inclined to accidents in this specific sports coaching event. The head is what we need to keep out of harm's way. The head is exploited in some methodical applications in the game. In this article, you will find out how to manage head injuries on soccer training.

The 1st matter that you will be able to manage as a head coach is prepare yourself properly as it concerns injuries which you will have to manage on the soccer playing area. When hitting the books on head traumas , you have to keep in mind to read on every different sorts of situations that can occur. Signs that have happened, the symptoms that possibly be experienced by a person, and what you'll be able to do to aid in the individual's direction by the use of first aid. In particular, one special subject that you should go over exhaustively is head concussion as it rather common in sports.

Once a person goes through head concussion, this entails that they have received a bruise, or serial of breached blood vessels, to the brain region. This could be a highly grievous situation. It may be stimulated by a mere bump to the head by a soccer ball, or just being unintentionally knocked or hit past another team player in the arena. Once a someone undergoes this, they could in reality black out. You might detect that the person complains from a headache whenever they don't faint. They may as well go through a departure in retentiveness, brings out with coordination and balance ,or still turn physically ill.

As the managing coach of your soccer schooling session, it is crucial to key out the spot promptly. You should make sure that you gather up help instantly. It is forever an effective thought to hold on a mobile phone available for emergencies and accidents. You have to brace the injured head of the person and make certain that no single motions is done on the person until paramedical help comes. Solely medical pros, such as paramedics, on-the-scene nurse or physician or some other schooled individual should try to proceed the hurt person.

How To Train Yourself For Soccer

On that point are some other head traumas that could come about to the head region while on soccer training. The 2 basic include epistaxis and black eyes. Whenever a nosebleed happens, an individual ought to be handed a cloth and called for to sit down in a posture that is cozy for the injured. They should then attempt to pinch the olfactory organ close for barely a couple of minutes. This typically assists to contain the hemorrhage that is taking place. Whenever the nose looks to be cracked, address medical aid as shortly as conceivable. If someone receives a black eye on soccer practice, it's crucial to apply ice on the affected area or an ice bag for the eye so to bring down swelling and melt off the painful sensation that is related to this particular injury.

Important Coaching Accessories For Soccer Training

A crucial part of the conditioning and developing of players of an athletic competition like soccer is training. It is a crucial time to concentrate on preparing the team players in general. There are several significant training accessories for the game of soccer which could assist in the exploitation of valuable strategies, maximizing specialized abilities from the soccer team members, and help in orchestrating the sittings. With this article, we shall go over on a few of accessories likewise on how they will aid the coach during the process of training.

Among the most efficient accessories in training for soccer coaching is the long-familiar coach board in dry erase. It is very much like a basic dry erase board. The difference is that it's a white background presenting the background equally like a huge soccer athletic field. The dry erase markers may utilize by coaches to sketch certain placements, battlefield schemes, and soccer maneuvers to the team players on soccer coaching. This is an eminent way to demonstrate the visualizations of these useful ingredients of the game. A few occasions, the coach board goes with one face that bears a draft of the soccer arena, and the opposite face equals a bare white colored dry efface board. In addition, this accessory comes with compatible markers, its eraser, a container casing or a handgrip attachment, and regular liquid to serve in getting rid of the marker writings scribbled on the board.

The 2nd coach accessory which proves to be advantageous to a coaches on soccer developing sessions is called the portfolio type clipboard. It is particularly configured for coaches. In it is an athletic field template commonly enclosed with such types of clipboards. This may be used to sketch reliable plays, also new techniques with soccer maneuver. Indeed, a keen instrument that any coach could employ to have notes related to dependable players and central concerns during soccer coaching dynamics. on this specific clipboard, dry erase markers are used to produce notes and effective schemes during training practices.

The 3rd training accessory that soccer coaches could benefit from during training practices "The Soccer Coaching Bible". Several coaches are competent to apply this exceptional book to program accordingly their training sittings. It gets across numerous effective techniques of defensive measures and offense in the soccer sports. Like how to pick out exceptional players for certain placements, flaring the execution of their players, encouraging their team, directing the soccer practice session, and several numerous strategic approximations and designs that

How To Train Yourself For Soccer

coaches from all over may profit from. The techniques and course of actions that are laid out in this primary book could benefit Coaches who focus on soccer training on the adolescent level entirely up to the grownup level.

There are several trainer accessories that one could utilize during soccer coaching. It is significant to choose accessories that may benefit the playing team in general when purchasing for a coach. These accessories must be things which may be applied to effectively establish and prepare players, arrange strategies in future soccer competitions, instruct proficiencies on discipline exercise, and benefit everybody who constitutes function of the session in general.

Increasing Your Speed During Soccer Training

On soccer disciplining, you are acquainted on a lot of assorted matters. As several of these things concentrate on method, fastness equals a crucial element in soccer too. Yet, it may not be the most import element in a player's game. Technique and acquisition are more significant than velocity. Numerous participants all the same would like to experience means that they may step-up their speed on soccer games. In this content, I'll apportion on you a few know-hows that you'll be able to practice to increase your general rank of fastness during training for soccer.

Soccer players are exceedingly at ease on drills and extra exercises that facilitate to increase the general specialized ability of encounter. Whenever you're figuring out to step-up your swiftness during training, on that respect are several drills which you are capable to apply to do indeed. Among this constitutes to screen how many times your feet touches the solid ground when running within a single minute. You carry on to execute this drill until you're experiencing increasingly ground touches. You will be able to exercise the soccer ball into doing about the same undertaking. Merely kick off the ball, and also circumvolve the ball in between your feet in an instant and check how in multitude of times you are able to execute. Step by step attempt to gain in number of turns you can manage this every time you execute this specific type of hotfoot drill.

The 2nd technique you may do to increase your velocity during soccer game practices is to devote extra attention on the way you run. You'll find there are numerous folks that press on at their heels when starting out the march of running. Remaining individuals send-off on their foot's base. Whenever you will to improve your overall swiftness during soccer practice, attempt initiating the running posture by employing your toes, or great toe, to serve. This grants you in increasing your velocity properly from the beginning of any running session.

The 3rd formula of maximizing your speed on soccer coaching is to be sure that you maintain your head gathered downward. This placement will service your body to assume the gear up manner for running. As you're running, stepping-up the grade of fastness in which you'll be able to propel will help . Even so, it's crucial to maintain focus only on the ball at all times on soccer sessions, so, think to not look downwards too a great deal.

How To Train Yourself For Soccer

While training for soccer, it is strategic to devote concentrated attention on the direction that you're racing. Several people have this habit of coursing in such a fashion that their limbs appear to move crossways the body rather than advancing. This will oftentimes turn out into decelerating you behind during training, instead of speeding you up. Whenever you notice that you are going through this issue, it could make up requirement for perform drills which will take into account your focus in your arm movements befittingly. In addition, make certain the arms are pulled in the direction that you are heading for. Also, it is significant to have your head carefully facing in the direction to which you are going.

Football Equipment: Soccer Boots

Soccer is not all about kicking the ball around, as all players and the fans of soccer would know; soccer is a game that tests the stamina, skill, patience and most importantly the team spirit of a player. But the most important equipment that comes in to play in this exciting game is the boots of the players. These boots are also known as the cleats and studs in North America. Good boots is absolutely indispensable for a player as it ensures that the player is well balanced, if the player loses his balance, it would become very difficult for him to play soccer.

The range from which one can choose is never ending, you can choose the conventional sneakers and can proceed up to the innovative Addidas, the range is so wide, that even professionals find the decision making quite difficult.

If you choose the wrong boots, it will be akin to running in the soccer field with high heels on, thus it is important that you buy the best boots even if that means that you have to spend an extra amount of money. You will be more than repaid with the exceptional performance that you will be able to deliver on field.

For the amateurs the best buy is the traditional sneakers or the cheap synthetic plastic uppers. On the other hand for the professionals and the more experienced players the latest modular boots or the kangaroo leather upper is recommended. Ronaldo who is world renowned for his skills also owes a lot to his boots that is the Nike Mercurial Vapor III. (MVIII). Good boots helps the players to cover more distance as quickly as possible. The boots also have other benefits as they increase the foot work, give more comfort and also better flexibility.

Ronaldinho has his shows custom made from Nike; his boots are the Nike Tiempo Ronaldinho. This boot although based on the traditional styled foot boot, has an improved outsole and also a better sweet spot, which perfectly complements the way this great Brazilian player plays.

While selecting boots it is important to keep the pitch into consideration. The synthetic pitches requires an underfoot, as this will ensure that there is a better grip for the feet. On the other hand, on the fields of dry grass molded or bated studs are the best choice. For the muddy grounds the best bet is removable studs.

Football Equipment: Balls

In simple words, a football is nothing but a ball, and is used for playing an outdoor sport called football. A football can be of one of the 2 shapes:

- **Sphere:** It is used in Gaelic football and soccer.
- **Oval:** These can be with rounded ends (which are used in Australian rules football, Rugby league and Rugby Union football), or with sharp ends (used in Canadian and American football)

The exact shape and make of the football is given in the rules and regulations of the game.

Dimensions

Law 2 of Football regulations specifies that the ball must be spherical, and filled with air, having a circumference of 68-70cm, weight of about 410-450g, and the inflation of the ball should be about 8-12 psi. The outer cover must be made of leather or “other suitable material”. The ball of Size 5 is generally recommended.

The official ball used in 2006 FIFA World Cup

The 14-panel football manufactured by Adidas was the official football used during the 2006 FIFA World Cup. In fact, Adidas has provided the footballs for this tournament since the past three and a half decades, but for the future cups, FIFA has plans to alternate between Adidas and Nike for the official football match balls.

In the North America, football is often called “pigskin”, mainly because earlier on, the skin of pig was used as a cover for the ball. But when the Asian and the US government realized that manufacturing a ball; with that material was uneconomical, a movement was initiated by the AATUPS in the year 1932, who claimed that it was inhuman to be cruel to a pig.

Almost a prolate spheroid, the ball has sharp edges, but the Canadian football is less prolate compared to the American football, and closely resembles a rugby ball. The ball is about 28cm long, with a circumference of 56cm at the center. The ball's exterior is made of leather, which is a professional requirement. Otherwise plastic or rubber can be used for this purpose.

How To Train Yourself For Soccer

To aid the players in getting a proper grip of the ball, a pebble-grain material is generally stamped on the ball. The stamp may either be the manufacturer's name, logo of the tournament, signatures or some other thing.

For every football, 4 panels of leather or whatever material is used, are needed. Manufacturing takes place only after a quality check has been done. Two of the panels have a small hole which facilitates their lacing. Of these, one has another hole, and it holds the inflation valve. Every panel is internally attached with each other, and are stitched together in an inside-out fashion. However, the two edges for laces are not stitched.

Football Equipment: Football Kits

A football kit is very important for a football team to perform well on the field. To cite an example, Manchester United, just a few seasons back, felt that owing to the grey color of their kit, they were not able to pick out their own team players with passes. They decided to change their kit midway, and finally won the match.

A good football kit is determined by many factors. The looks, durability and performance are primary areas to keep in mind for this purpose. Let's discuss all these issues individually.

Looks: Though looks don't matter in theory, it has been proved that if a team looks good in a kit, they have a psychological advantage and they turn out to perform well. On the flip side, if a team feels that they are not looking good in a kit, they will be filled by these negative feelings which in turn will affect their overall performance in the game. So it thus becomes clear that the looks of a bit is an important factor.

Durability: Looks cannot overpower the importance of durability. Looks cannot do any good if the kit will wear out in the middle of the season. Most of the modern kits use a fabric which stretches, and not tears at the seams, have sufficient sheen in them, and most importantly, do not shrink when they are washed. A fact is that during summers, kits are exposed to a lot of moisture and mud, so it's always better to buy a kit that can easily withstand a hot weekly wash.

Performance: In today's times, fabrics matter a lot. Most of the big names like Nike, Puma, Adidas, etc., have come up with fabrics which have different reaction under various performance and climatic conditions. Today, there are fabrics which can stretch themselves to a size much greater than their actual size, thus helping a player to bring sweat on their surface for evaporation, thus allowing them to cool off. But comfort is an important factor here. It's impractical to expect a player to give in his best if he is constantly feeling the discomfort with his strip. Poor quality strip can cause irritation to the player's skin.

So after the above discussion, it is very clear that football kits are very important for the tam's performance. Whether you are in charge of a professional team, or a local club team, do keep the factors mentioned above in mind while selecting a supplier of football kit for your soccer team.

Football Equipment: Football Cleats

Football, a game where agility matches speed, technique endorses science and intelligence is the score-maker, is a very popular sport of the fast generation today. Almost all the international players of the game can be named by any kid in town. Football fevers run high during any match and the favorites have to keep constant vigil so as to maintain their positions in the world rankings. The main weapon of a foot baller is, as the name suggests, his feet. Therefore it is very important for a player to keep his legs and feet in the right condition, even during the game. Thus footballs cleats have been produced to enhance the skill of the feet

Different from any other type of cleat a football cleat is much more sophisticated and manufactured keeping in view the position of the player, height, weight, balance and running style. Even the shots the player is expected to play determine the structure of the cleat. The cleats may also be different for different field types as well as climate types. The portion of the cleat which is above the foot, as in cleats for soccer, is made out of leather or any other polyester like material. The leather ones last longer, are very comfortable, gives space to the feet to breathe but with only one drawback, that they are not good for the wet climate. The polyester-made ones, on the other hand, are fit for all types of climates and due to their low price is highly in demand.

In general there are three types of football cleats.

(a)high-top cleats—Used generally by the linemen it is designed in a way so as to provide support to the ankle while moving laterally.

(b)Mid-cut cleats---Used by the players who play in the defense position, along the field, receive the ball and quarterbacks. It is effective for these players as they need support while maneuvering the ball.

(c)Low-cut cleats--- used by the players who are light-weight and require the maximum flexibility for tackling the ball efficiently.

Reebok and Adidas have just the right types of cleats if you need one.

Another classification of the cleats can be done on the basis of the field type.

How To Train Yourself For Soccer

(a) Molded cleats---in this the sole on the bottom is irremovable. This type can be used for fields with grass on them as the spring-action of these cleats is very high.

(b) Detachable cleats---these are cleats where the sole can be changed to fit the field type. Therefore you can customize your cleats depending on the field type. The system uses studs to grip onto the outer casing of the shoe, which can also be varied according to field requirements.

So buy a cleat today if you want one.

Football Equipment: Body Pads

It goes without saying that the head and the neck are the primary parts of a player's body which must be protected against all injuries. But other parts of the body are equally important. Body pads are helpful for protection of those. They guard the body while pushing, sacks, etc., takes place in the course of the game. These body pads are covered by the jersey and the pants of the player. The shoulder pads, hip pads, thigh pads and the knee pads are the primary equipments that guard the body of a player.

Shoulder pads are crucial equipment worn by the players. They are basically made of a hard plastic shell, underneath which lies foam padding. As the name suggests, they are worn over the shoulders, and various buckles secure it on the player's body. If you have noted that soccer players have a broad shoulder, the reason behind that is the presence of shoulder pads beneath their outer jersey.

When it comes to the Panthers, 12 styles [one for each position] of stocks are available, with 4 sizes for every style. Many custom fitting and padding options are available as well, based on the type of the body of the player.

Shoulder pads serve two purposes:

- By deforming, the shoulder pads reduce the impact of a shock due to a sudden and forceful throw of the ball on that area.
- This shock is spread to a considerable area of the pad, thus further reducing the impact at a single point.

For protection of the ribs, a hard plastic material is placed on the front and on the back as well, with a flak jacket extension, which is used by players who are exposed a lot. For linemen, pads are made even harder so that they can be used like handholds. The inner pad is foam-padded. In fact, additional pads can be used to further minimize the risk of injury or to simply spread the impact. A jersey covers the shoulder pads. The jersey is intentionally made pretty big in size since it is to be worn over the shoulder pads. However, a jersey hugs the shoulder pads.

How To Train Yourself For Soccer

Pads that are worn below the waist can be chosen based on the injuries and position of the player. A player who is in his full suit will have all kinds of pads – knee pads, hip pads and thigh pads. Players have a variety of options when it comes to choosing pads.

The players insert the hip pads in their pant pockets before suiting themselves up.

**Download 100+ Books
Completely Free!**

.....

**No Hassles...
No Charges...**

Just Click And Download



CLICK HERE

How To Train Yourself For Soccer

This Product Is Brought To You By

